



SWAN

120V PENDANTS

location:
DAMP

SPECIFICATIONS:

DESCRIPTION

Our Swan employs a contemporary large-scale spun aluminum shade along with a blown glass toroidal diffuser, for a seductive inner glow combined with effective downlighting. The upper portion of the shade is painted in various color options, resulting in a design ideal for a diverse group of architectural spaces.

LAMPING

LED: 23W integrated source, 120V, dimmable, 90+ CRI, 3000°K CCT, 2065 lumens, 25,000 hours, included. (Additional Color Temperatures available, including 3500°K and 4000°K)

DIFFUSER

Shade shall be of metal with a bottom opal glass diffuser. 24.75" Dia. x 3.25" H

SUSPENSION

Cable-hung: 1x 10' aircraft-quality stainless steel cable support with 10' AWM type cord. Jacket coordinates with metal finish. 5" Dia. canopy is plated stamped steel. Satin Nickel, Black or White finish.

Stem-mount: 4 connectable stem sections (3", 6", 12" and 18" lengths) plus telescoping piece for up to 3" adjustment, 10' max. 5" Dia. canopy (with swivel) and stem sections are plated steel. Black, Satin Nickel or White finish.

MOUNTING

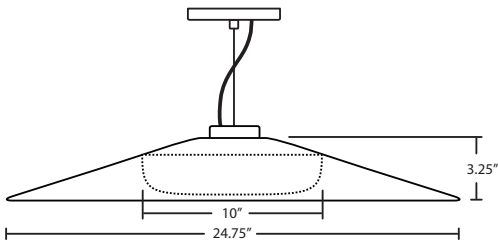
Installs directly to a 4" octagonal ceiling box. Suitable for sloped ceilings.

LABELS

UL or ETL Listed. Suitable for Damp Locations (interior use only).



SWANSL (SILVER/OPAL)



Project Information:

For ordering information, see next page

All dimensions provided are nominal.
Allowance must be made for dimensional tolerance in handcrafted glasses.

REV 5/22



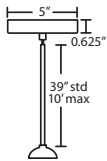
ORDERING:

CONNECTION	SHADE OPTIONS	LAMP OPTIONS	METAL FINISH	OPTIONS
Cable Fixture 1KX 1 Light	SWANBK Black/Opal SWANSL Silver/Opal SWANWH White/Opal	LED* 23W LED 3000K	BK Black SN Satin Nickel WH White	L 15' cord
Stem Fixture 1TT 1 Lt. Flat		*CCT options available (contact factory)		

Ex. 1KX-SWANSL-LED-BK
Swan Pendant w/ Metal Shade in
Silver with bottom Opal Glass,
Black Finish

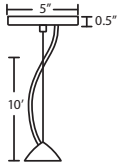
PENDANT OPTIONS:

1TT STEM PENDANT



- Swivel at canopy, suitable for sloped ceilings
- Includes telescoping section plus 4 connectable stem sections, (1x 3", 1x 6", 1x 12", 1x 18"), 10' max
- Black, Satin Nickel or White

1KX CABLE-HUNG PENDANT



- 1x 10' aircraft-quality stainless steel cable
- Suitable for sloped ceilings
- 1x lampholder
- Cord: 10' AWM-type provided
- Black, Satin Nickel or White

ACCESSORIES:

ADDITIONAL STEM SECTIONS:

Additional connecting stems are available to increase overall length, up to 10' max. Telescoping adjustable section allows up to 3" movement.

- T20A-BK, SN or WH** Adj. Section
- T203A-BK, SN or WH** 3" Section
- T206A-BK, SN or WH** 6" Section
- T212A-BK, SN or WH** 12" Section
- T218A-BK, SN or WH** 18" Section

LONGER CORD LENGTHS:

Longer cord length of 15' available. Add an "L" to the end of the item number, i.e. 1JC-169707-SNL.